

**Ports de Commerce de Corse**  
**Porti di Commerciù di Corsica**

**Mensuel**  
***U Misincu***

**Passagers 2023**  
***Passageri 2023***

octobre 2023  
ottobre 2023

## PORTS DE COMMERCE DE CORSE

octobre 2023

## PASSAGERS

| TOTAL PORTS            | Trafic passagers du 1er au 31 octobre |                |                | Cumul passagers depuis le 1er Janvier |                  |                |
|------------------------|---------------------------------------|----------------|----------------|---------------------------------------|------------------|----------------|
|                        | 2022                                  | 2023           | Variation      | 2022                                  | 2023             | Variation      |
| Régulier National      | 172 960                               | 172 843        | -0,07%         | 2 369 693                             | 2 260 162        | -4,62%         |
| Régulier International | 72 538                                | 76 384         | 5,30%          | 1 245 634                             | 1 391 476        | 11,71%         |
| <b>TOTAL</b>           | <b>245 498</b>                        | <b>249 227</b> | <b>1,52%</b>   | <b>3 615 327</b>                      | <b>3 651 638</b> | <b>1,00%</b>   |
| Croisières             | 54 240                                | 45 510         | -16,10%        | 416 342                               | 451 244          | 8,38%          |
| <b>TOTAL</b>           | <b>299 738</b>                        | <b>294 737</b> | <b>-1,67%</b>  | <b>4 031 669</b>                      | <b>4 102 882</b> | <b>1,77%</b>   |
| AJACCIO                | Trafic passagers du 1er au 31 octobre |                |                | Cumul passagers depuis le 1er Janvier |                  |                |
|                        | 2022                                  | 2023           | Variation      | 2022                                  | 2023             | Variation      |
| Régulier National      | 62 573                                | 62 851         | 0,44%          | 852 636                               | 793 130          | -6,98%         |
| Régulier International | 821                                   | 1 074          | 30,82%         | 5 870                                 | 5 285            | -9,97%         |
| <b>TOTAL</b>           | <b>63 394</b>                         | <b>63 925</b>  | <b>0,84%</b>   | <b>858 506</b>                        | <b>798 415</b>   | <b>-7,00%</b>  |
| Croisières             | 49 396                                | 40 525         | -17,96%        | 381 614                               | 412 094          | 7,99%          |
| <b>TOTAL</b>           | <b>112 790</b>                        | <b>104 450</b> | <b>-7,39%</b>  | <b>1 240 120</b>                      | <b>1 210 509</b> | <b>-2,39%</b>  |
| BASTIA                 | Trafic passagers du 1er au 31 octobre |                |                | Cumul passagers depuis le 1er Janvier |                  |                |
|                        | 2022                                  | 2023           | Variation      | 2022                                  | 2023             | Variation      |
| Régulier National      | 73 011                                | 78 951         | 8,14%          | 886 984                               | 863 333          | -2,67%         |
| Régulier International | 50 611                                | 55 856         | 10,36%         | 991 735                               | 1 080 734        | 8,97%          |
| <b>TOTAL</b>           | <b>123 622</b>                        | <b>134 807</b> | <b>9,05%</b>   | <b>1 878 719</b>                      | <b>1 944 067</b> | <b>3,48%</b>   |
| Croisières             | 2 025                                 | 2 069          | 2,17%          | 12 328                                | 11 691           | -5,17%         |
| <b>TOTAL</b>           | <b>125 647</b>                        | <b>136 876</b> | <b>8,94%</b>   | <b>1 891 047</b>                      | <b>1 955 758</b> | <b>3,42%</b>   |
| BONIFACIO              | Trafic passagers du 1er au 31 octobre |                |                | Cumul passagers depuis le 1er Janvier |                  |                |
|                        | 2022                                  | 2023           | Variation      | 2022                                  | 2023             | Variation      |
| Régulier National      | 0                                     | 0              | -              | 0                                     | 0                | -              |
| Régulier International | 19 177                                | 18 208         | -5,05%         | 215 048                               | 238 871          | 11,08%         |
| <b>TOTAL</b>           | <b>19 177</b>                         | <b>18 208</b>  | <b>-5,05%</b>  | <b>215 048</b>                        | <b>238 871</b>   | <b>11,08%</b>  |
| Croisières             | 997                                   | 1 422          | 42,63%         | 5 736                                 | 8 183            | 42,66%         |
| <b>TOTAL</b>           | <b>20 174</b>                         | <b>19 630</b>  | <b>-2,70%</b>  | <b>220 784</b>                        | <b>247 054</b>   | <b>11,90%</b>  |
| L'ILE-ROUSSE           | Trafic passagers du 1er au 31 octobre |                |                | Cumul passagers depuis le 1er Janvier |                  |                |
|                        | 2022                                  | 2023           | Variation      | 2022                                  | 2023             | Variation      |
| Régulier National      | 16 768                                | 10 796         | -35,62%        | 356 038                               | 326 331          | -8,34%         |
| Régulier International | 0                                     | 0              | -              | 29 798                                | 60 254           | 102,21%        |
| <b>TOTAL</b>           | <b>16 768</b>                         | <b>10 796</b>  | <b>-35,62%</b> | <b>385 836</b>                        | <b>386 585</b>   | <b>0,19%</b>   |
| Croisières             | 450                                   | 908            | 101,78%        | 5 740                                 | 8 353            | 45,52%         |
| <b>TOTAL</b>           | <b>17 218</b>                         | <b>11 704</b>  | <b>-32,02%</b> | <b>391 576</b>                        | <b>394 938</b>   | <b>0,86%</b>   |
| PORTO-VECCHIO          | Trafic passagers du 1er au 31 octobre |                |                | Cumul passagers depuis le 1er Janvier |                  |                |
|                        | 2022                                  | 2023           | Variation      | 2022                                  | 2023             | Variation      |
| Régulier National      | 14 478                                | 12 544         | -13,36%        | 211 186                               | 176 128          | -16,60%        |
| Régulier International | 1 929                                 | 1 246          | -35,41%        | 3 183                                 | 6 332            | 98,93%         |
| <b>TOTAL</b>           | <b>16 407</b>                         | <b>13 790</b>  | <b>-15,95%</b> | <b>214 369</b>                        | <b>182 460</b>   | <b>-14,89%</b> |
| Croisières             | 906                                   | 403            | -55,52%        | 4 359                                 | 4 895            | 12,30%         |
| <b>TOTAL</b>           | <b>17 313</b>                         | <b>14 193</b>  | <b>-18,02%</b> | <b>218 728</b>                        | <b>187 355</b>   | <b>-14,34%</b> |
| PROPRIANO              | Trafic passagers du 1er au 31 octobre |                |                | Cumul passagers depuis le 1er Janvier |                  |                |
|                        | 2022                                  | 2023           | Variation      | 2022                                  | 2023             | Variation      |
| Régulier National      | 6 130                                 | 7 701          | 25,63%         | 62 849                                | 101 240          | 61,08%         |
| Régulier International | 0                                     | 0              | -              | 0                                     | 0                | -              |
| <b>TOTAL</b>           | <b>6 130</b>                          | <b>7 701</b>   | <b>25,63%</b>  | <b>62 849</b>                         | <b>101 240</b>   | <b>61,08%</b>  |
| Croisières             | 466                                   | 183            | -60,73%        | 6 565                                 | 6 028            | -8,18%         |
| <b>TOTAL</b>           | <b>6 596</b>                          | <b>7 884</b>   | <b>19,53%</b>  | <b>69 414</b>                         | <b>107 268</b>   | <b>54,53%</b>  |

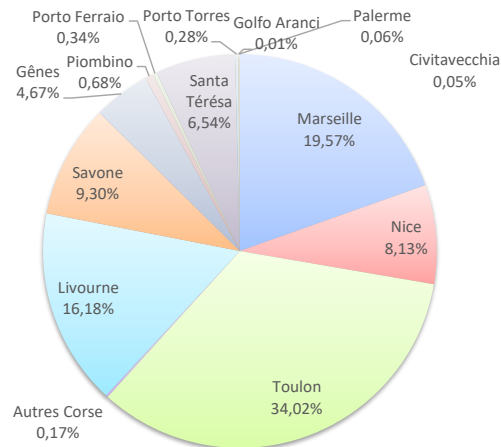
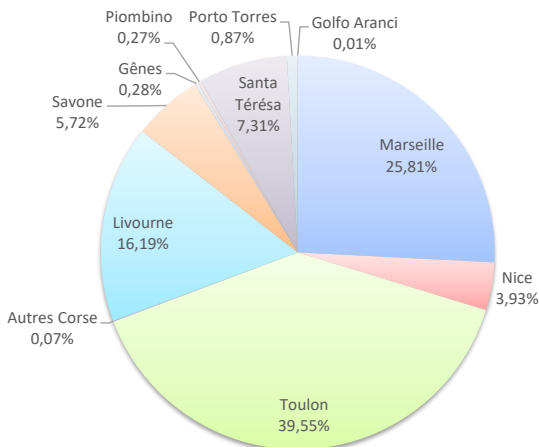
PASSAGERS

|                    | Trafic passagers du 1er au 31 octobre |                |               | Cumul passagers depuis le 1er Janvier |                  |              |
|--------------------|---------------------------------------|----------------|---------------|---------------------------------------|------------------|--------------|
|                    | 2022                                  | 2023           | Variation     | 2022                                  | 2023             | Variation    |
| Régulier National  | 172 960                               | 172 843        | -0,07%        | 2 369 693                             | 2 260 162        | -4,62%       |
| Régulier Internat* | 72 538                                | 76 384         | 5,30%         | 1 245 634                             | 1 391 476        | 11,71%       |
| <b>TOTAL</b>       | <b>245 498</b>                        | <b>249 227</b> | <b>1,52%</b>  | <b>3 615 327</b>                      | <b>3 651 638</b> | <b>1,00%</b> |
| Croisières         | 54 240                                | 45 510         | -16,10%       | 416 342                               | 451 244          | 8,38%        |
| <b>TOTAL</b>       | <b>299 738</b>                        | <b>294 737</b> | <b>-1,67%</b> | <b>4 031 669</b>                      | <b>4 102 882</b> | <b>1,77%</b> |

LIGNES

| Lignes        | Passagers | Variation n-1 |
|---------------|-----------|---------------|
| Marseille     | 64 315    | 6,92%         |
| Nice          | 9 792     | -12,40%       |
| Toulon        | 98 562    | -2,51%        |
| Autres Corse  | 174       | -66,98%       |
| Livourne      | 40 351    | 22,98%        |
| Savone        | 14 258    | -13,80%       |
| Gênes         | 710       | -             |
| Piombino      | 665       | -             |
| Porto Ferraio | 0         | -             |
| Santa Térésa  | 18 208    | -5,05%        |
| Porto Torres  | 2 174     | -5,05%        |
| Palau         | 0         | -100,00%      |
| Golfo Aranci  | 18        | -21,74%       |
| Palerme       | 0         | -             |
| Civitavecchia | 0         | -             |

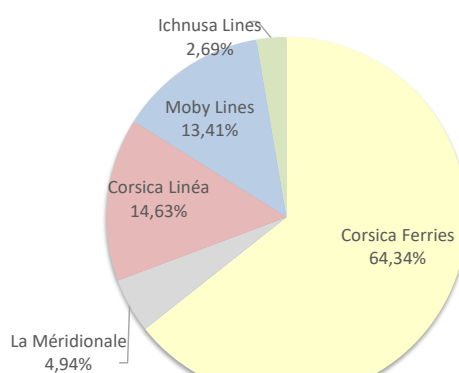
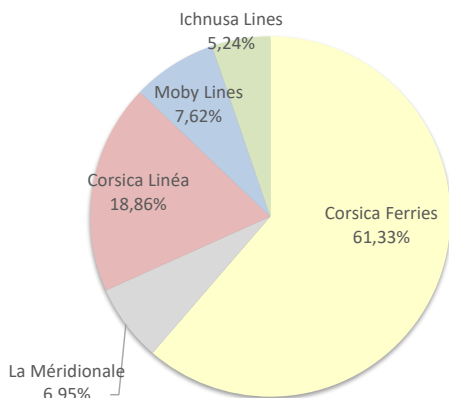
| Lignes        | Passagers | Variation n-1 |
|---------------|-----------|---------------|
| Marseille     | 714 635   | 11,72%        |
| Nice          | 297 009   | -4,29%        |
| Toulon        | 1 242 257 | -12,40%       |
| Autres Corse  | 6 261     | 278,31%       |
| Livourne      | 590 699   | 9,16%         |
| Savone        | 339 746   | -4,34%        |
| Gênes         | 170 634   | 53,21%        |
| Piombino      | 24 691    | 1289,48%      |
| Porto Ferraio | 12 583    | x 1,8         |
| Santa Térésa  | 238 871   | 11,08%        |
| Porto Torres  | 10 184    | 22,01%        |
| Palau         | 0         | -100,00%      |
| Golfo Aranci  | 225       | -69,92%       |
| Palerme       | 2 163     | -             |
| Civitavecchia | 1 680     | -             |



COMPAGNIES

| Compagnies      | Passagers | Variation n-1 |
|-----------------|-----------|---------------|
| Corsica Ferries | 152 845   | -6,91%        |
| La Méridionale  | 17 320    | 17,90%        |
| Corsica Linéa   | 46 995    | 3,37%         |
| Moby Lines      | 18 999    | 50,71%        |
| Ichnusa Lines   | 13 068    | 52,86%        |

| Compagnies      | Passagers | Variation n-1 |
|-----------------|-----------|---------------|
| Corsica Ferries | 2 349 345 | -6,95%        |
| La Méridionale  | 180 506   | 17,82%        |
| Corsica Linéa   | 534 129   | 9,80%         |
| Moby Lines      | 489 528   | 35,06%        |
| Ichnusa Lines   | 98 130    | 11,01%        |



# PORT DE COMMERCE D'AJACCIO

octobre 2023

## PASSAGERS

| Trafic passagers du 1er au 31 octobre |               |               |              |
|---------------------------------------|---------------|---------------|--------------|
| 2022                                  | 2023          | Variation     |              |
| Régulier National                     | 62 573        | 62 851        | 0,44%        |
| Régulier Internat°                    | 821           | 1 074         | 30,82%       |
| <b>TOTAL</b>                          | <b>63 394</b> | <b>63 925</b> | <b>0,84%</b> |

| Cumul passagers depuis le 1er Janvier |                |                |               |
|---------------------------------------|----------------|----------------|---------------|
| 2022                                  | 2023           | Variation      |               |
| Régulier National                     | 852 636        | 793 130        | -6,98%        |
| Régulier Internat°                    | 5 870          | 5 285          | -9,97%        |
| <b>TOTAL</b>                          | <b>858 506</b> | <b>798 415</b> | <b>-7,00%</b> |

|            |        |        |         |
|------------|--------|--------|---------|
| Croisières | 49 396 | 40 525 | -17,96% |
|------------|--------|--------|---------|

|            |        |        |         |
|------------|--------|--------|---------|
| Croisières | 49 396 | 40 525 | -17,96% |
|------------|--------|--------|---------|

|            |         |         |       |
|------------|---------|---------|-------|
| Croisières | 381 614 | 412 094 | 7,99% |
|------------|---------|---------|-------|

|              |                |                |               |
|--------------|----------------|----------------|---------------|
| <b>TOTAL</b> | <b>112 790</b> | <b>104 450</b> | <b>-7,39%</b> |
|--------------|----------------|----------------|---------------|

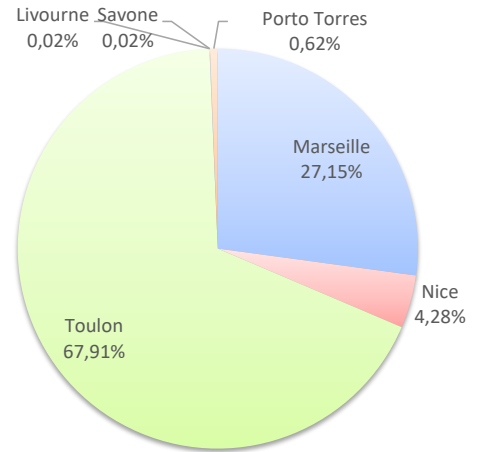
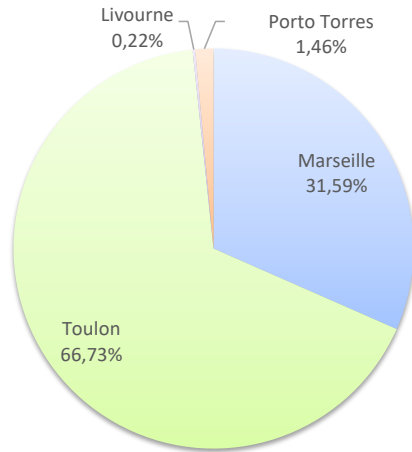
|              |                |                |               |
|--------------|----------------|----------------|---------------|
| <b>TOTAL</b> | <b>112 790</b> | <b>104 450</b> | <b>-7,39%</b> |
|--------------|----------------|----------------|---------------|

|              |                  |                  |               |
|--------------|------------------|------------------|---------------|
| <b>TOTAL</b> | <b>1 240 120</b> | <b>1 210 509</b> | <b>-2,39%</b> |
|--------------|------------------|------------------|---------------|

| Lignes       | Passagers | Variation n-1 |
|--------------|-----------|---------------|
| Marseille    | 20 197    | 1,74%         |
| Nice         | 0         | -             |
| Toulon       | 42 654    | -0,16%        |
| Livourne     | 138       | -             |
| Savone       | 0         | -             |
| Porto Torres | 936       | 14,01%        |

| Lignes       | Passagers | Variation n-1 |
|--------------|-----------|---------------|
| Marseille    | 216 786   | 10,54%        |
| Nice         | 34 138    | 29,47%        |
| Toulon       | 542 206   | -13,96%       |
| Livourne     | 138       | -             |
| Savone       | 191       | -72,95%       |
| Porto Torres | 4 956     | -4,03%        |

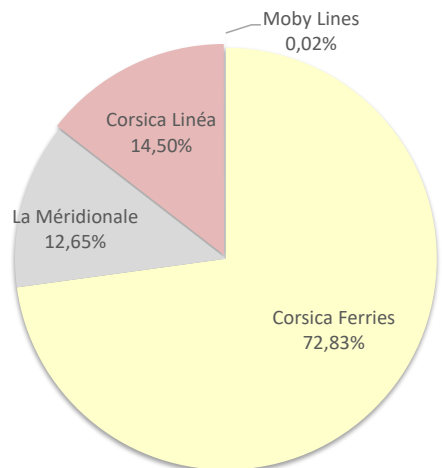
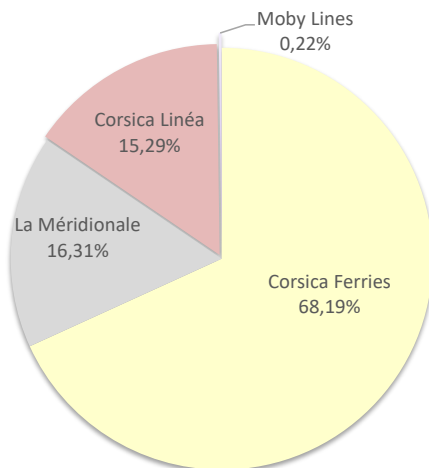
### LIGNES



### COMPAGNIES

| Compagnies      | Passagers | Variation n-1 |
|-----------------|-----------|---------------|
| Corsica Ferries | 43 590    | 0,11%         |
| La Méridionale  | 10 424    | 21,78%        |
| Corsica Linéa   | 9 773     | -13,45%       |
| Moby Lines      | 138       | -             |

| Compagnies      | Passagers | Variation n-1 |
|-----------------|-----------|---------------|
| Corsica Ferries | 581 491   | -12,21%       |
| La Méridionale  | 100 976   | 11,75%        |
| Corsica Linéa   | 115 810   | 9,51%         |
| Moby Lines      | 138       | -             |



# PORT DE COMMERCE DE BASTIA

octobre 2023

## PASSAGERS

|                    |
|--------------------|
| Régulier National  |
| Régulier Internat* |
| <b>TOTAL</b>       |

| Trafic passagers du 1er au 31 octobre |                |               |
|---------------------------------------|----------------|---------------|
| 2022                                  | 2023           | Variation     |
| 73 011                                | 78 951         | <b>8,14%</b>  |
| 50 611                                | 55 856         | <b>10,36%</b> |
| <b>123 622</b>                        | <b>134 807</b> | <b>9,05%</b>  |

| Cumul passagers depuis le 1er Janvier |                  |               |
|---------------------------------------|------------------|---------------|
| 2022                                  | 2023             | Variation     |
| 886 984                               | 863 333          | <b>-2,67%</b> |
| 991 735                               | 1 080 734        | <b>8,97%</b>  |
| <b>1 878 719</b>                      | <b>1 944 067</b> | <b>3,48%</b>  |

|            |
|------------|
| Croisières |
|------------|

|              |              |              |
|--------------|--------------|--------------|
| <b>2 025</b> | <b>2 069</b> | <b>2,17%</b> |
|--------------|--------------|--------------|

|               |               |               |
|---------------|---------------|---------------|
| <b>12 328</b> | <b>11 691</b> | <b>-5,17%</b> |
|---------------|---------------|---------------|

|              |
|--------------|
| <b>TOTAL</b> |
|--------------|

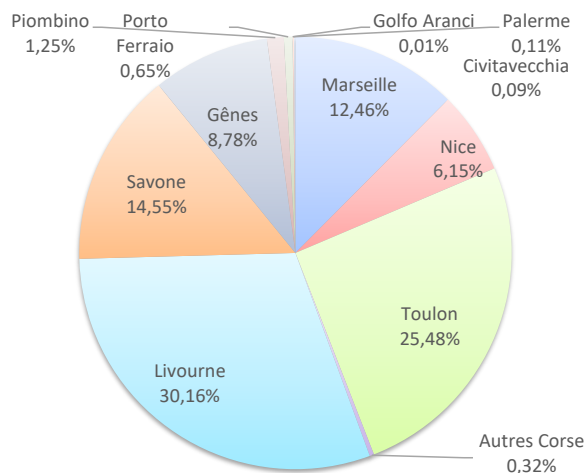
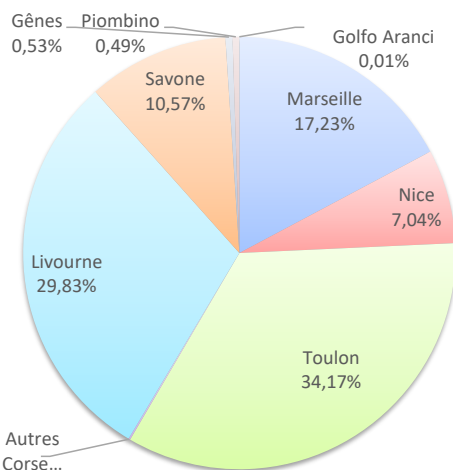
|                |                |              |
|----------------|----------------|--------------|
| <b>125 647</b> | <b>136 876</b> | <b>8,94%</b> |
|----------------|----------------|--------------|

|                  |                  |              |
|------------------|------------------|--------------|
| <b>1 891 047</b> | <b>1 955 758</b> | <b>3,42%</b> |
|------------------|------------------|--------------|

## LIGNES

| Lignes         | Passagers | Variation n-1 |
|----------------|-----------|---------------|
| Marseille      | 23 224    | 19,02%        |
| Nice           | 9 495     | -4,55%        |
| Toulon         | 46 058    | 7,05%         |
| Autres Corse   | 174       | -66,98%       |
| Livourne       | 40 213    | 22,56%        |
| Savone         | 14 250    | -13,85%       |
| Gênes          | 710       | -             |
| Piombino       | 665       | -             |
| Porto Ferrario | 0         | -             |
| Palau          | 0         | -100,00%      |
| Golfo Aranci   | 18        | -21,74%       |
| Palerme        | 0         | -             |
| Civitavecchia  | 0         | -             |

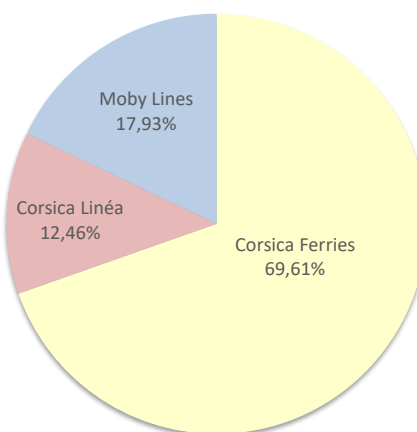
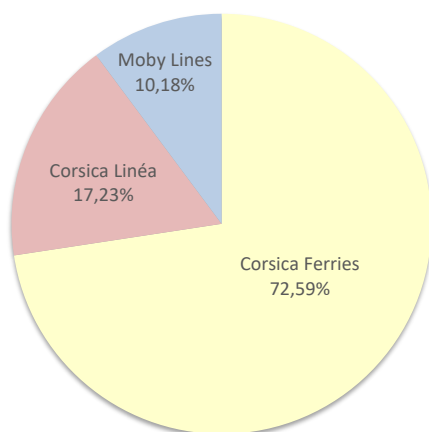
| Lignes         | Passagers | Variation n-1 |
|----------------|-----------|---------------|
| Marseille      | 242 186   | 9,68%         |
| Nice           | 119 511   | -36,41%       |
| Toulon         | 495 375   | 3,94%         |
| Autres Corse   | 6 261     | 278,31%       |
| Livourne       | 586 297   | 10,36%        |
| Savone         | 282 823   | -15,45%       |
| Gênes          | 170 634   | 53,21%        |
| Piombino       | 24 329    | 1269,11%      |
| Porto Ferrario | 12 583    | 16,34%        |
| Palau          | 0         | -100,00%      |
| Golfo Aranci   | 225       | -69,92%       |
| Palerme        | 2 163     | -             |
| Civitavecchia  | 1 680     | -             |



## COMPAGNIES

| Compagnies      | Passagers | Variation n-1 |
|-----------------|-----------|---------------|
| Corsica Ferries | 97 862    | -4,18%        |
| Corsica Linéa   | 23 224    | 19,02%        |
| Moby Lines      | 13 721    | 593,68%       |

| Compagnies      | Passagers | Variation n-1 |
|-----------------|-----------|---------------|
| Corsica Ferries | 1 353 232 | -4,84%        |
| Corsica Linéa   | 242 186   | 9,68%         |
| Moby Lines      | 348 649   | 47,85%        |



# PORT DE COMMERCE DE BONIFACIO

octobre 2023

## PASSAGERS

| Trafic passagers du 1er au 31 octobre |               |               |
|---------------------------------------|---------------|---------------|
| 2022                                  | 2023          | Variation     |
| 0                                     | 0             | -             |
| 19 177                                | 18 208        | -5,05%        |
| <b>19 177</b>                         | <b>18 208</b> | <b>-5,05%</b> |

| Cumul passagers depuis le 1er Janvier |                |               |
|---------------------------------------|----------------|---------------|
| 2022                                  | 2023           | Variation     |
| 0                                     | 0              | -             |
| 215 048                               | 238 871        | 11,08%        |
| <b>215 048</b>                        | <b>238 871</b> | <b>11,08%</b> |

|                    |
|--------------------|
| Régulier National  |
| Régulier Internat° |
| <b>TOTAL</b>       |

|            |
|------------|
| Croisières |
|------------|

|              |
|--------------|
| <b>TOTAL</b> |
|--------------|

|            |              |               |
|------------|--------------|---------------|
| <b>997</b> | <b>1 422</b> | <b>42,63%</b> |
|------------|--------------|---------------|

|              |              |               |
|--------------|--------------|---------------|
| <b>5 736</b> | <b>8 183</b> | <b>42,66%</b> |
|--------------|--------------|---------------|

|               |               |               |
|---------------|---------------|---------------|
| <b>20 174</b> | <b>19 630</b> | <b>-2,70%</b> |
|---------------|---------------|---------------|

|                |                |               |
|----------------|----------------|---------------|
| <b>220 784</b> | <b>247 054</b> | <b>11,90%</b> |
|----------------|----------------|---------------|

| Lignes       | Passagers | Variation n-1 |
|--------------|-----------|---------------|
| Santa Térésa | 18 208    | -5,05%        |

| Lignes       | Passagers | Variation n-1 |
|--------------|-----------|---------------|
| Santa Térésa | 238 871   | 11,08%        |

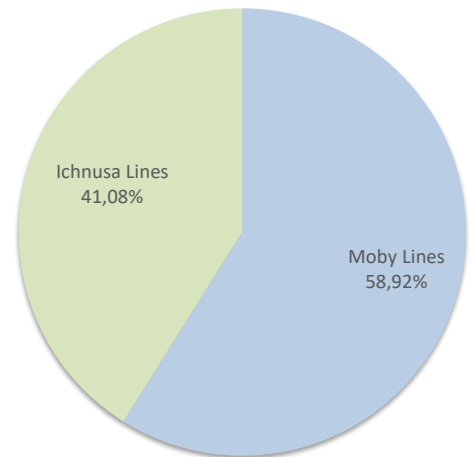
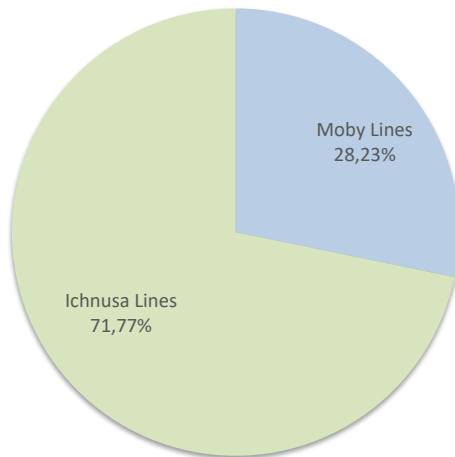
### LIGNES



### COMPAGNIES

| Compagnies    | Passagers | Variation n-1 |
|---------------|-----------|---------------|
| Moby Lines    | 5 140     | -51,64%       |
| Ichnusa Lines | 13 068    | 52,86%        |

| Compagnies    | Passagers | Variation n-1 |
|---------------|-----------|---------------|
| Moby Lines    | 140 741   | 11,13%        |
| Ichnusa Lines | 98 130    | 11,01%        |



# PORT DE COMMERCE DE L'ILE-ROUSSE

octobre 2023

## PASSAGERS

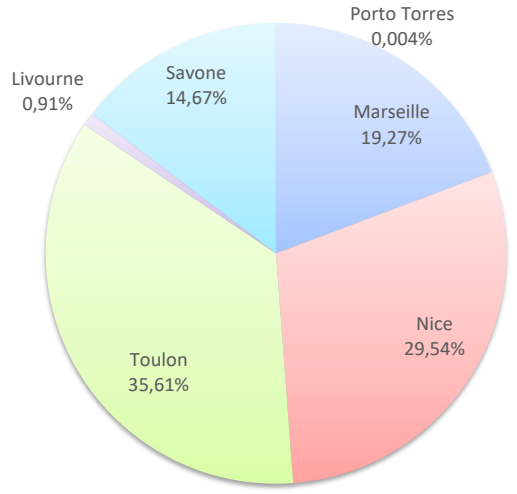
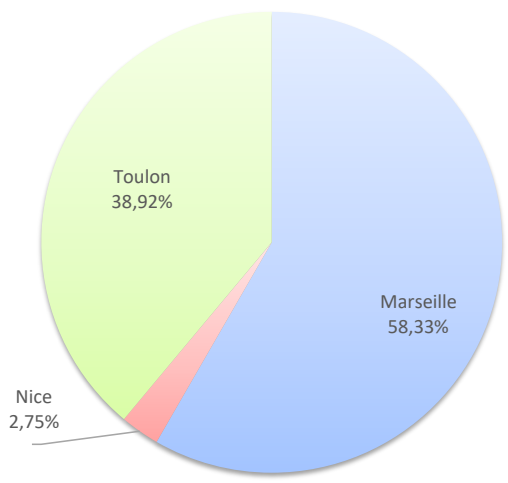
|                    | Trafic passagers du 1er au 31 octobre |               |                |
|--------------------|---------------------------------------|---------------|----------------|
|                    | 2022                                  | 2023          | Variation      |
| Régulier National  | 16 768                                | 10 796        | -35,62%        |
| Régulier Internat* | 0                                     | 0             | -              |
| <b>TOTAL</b>       | <b>16 768</b>                         | <b>10 796</b> | <b>-35,62%</b> |
| Croisières         | 450                                   | 908           | 101,78%        |
| <b>TOTAL</b>       | <b>17 218</b>                         | <b>11 704</b> | <b>-32,02%</b> |

|                    | Cumul passagers depuis le 1er Janvier |                |              |
|--------------------|---------------------------------------|----------------|--------------|
|                    | 2022                                  | 2023           | Variation    |
| Régulier National  | 356 038                               | 326 331        | -8,34%       |
| Régulier Internat* | 29 798                                | 60 254         | 102,21%      |
| <b>TOTAL</b>       | <b>385 836</b>                        | <b>386 585</b> | <b>0,19%</b> |
| Croisières         | 5 740                                 | 8 353          | 45,52%       |
| <b>TOTAL</b>       | <b>391 576</b>                        | <b>394 938</b> | <b>0,86%</b> |

## LIGNES

| Lignes       | Passagers | Variation n-1 |
|--------------|-----------|---------------|
| Marseille    | 6 297     | -9,37%        |
| Nice         | 297       | -75,85%       |
| Toulon       | 4 202     | -51,08%       |
| Livourne     | 0         | -             |
| Savone       | 0         | -             |
| Porto Torres | 0         | -             |

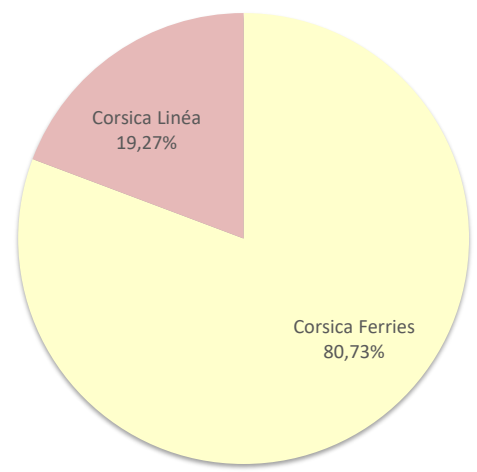
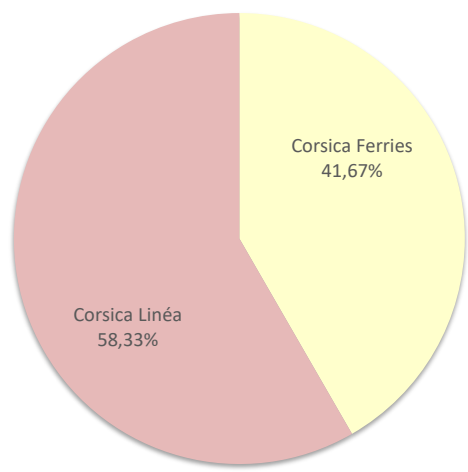
| Lignes       | Passagers | Variation n-1 |
|--------------|-----------|---------------|
| Marseille    | 74 495    | 4,67%         |
| Nice         | 114 187   | 52,59%        |
| Toulon       | 137 649   | -34,46%       |
| Livourne     | 3 516     | -64,36%       |
| Savone       | 56 724    | 184,57%       |
| Porto Torres | 14        | -             |



## COMPAGNIES

| Compagnies      | Passagers | Variation n-1 |
|-----------------|-----------|---------------|
| Corsica Ferries | 4 499     | -54,19%       |
| Corsica Linéa   | 6 297     | -9,37%        |

| Compagnies      | Passagers | Variation n-1 |
|-----------------|-----------|---------------|
| Corsica Ferries | 312 090   | -0,82%        |
| Corsica Linéa   | 74 495    | 4,67%         |



# PORT DE COMMERCE DE PORTO-VECCHIO

octobre 2023

## PASSAGERS

Trafic passagers du 1er au 31 octobre

|                    | 2022          | 2023          | Variation      |
|--------------------|---------------|---------------|----------------|
| Régulier National  | 14 478        | 12 544        | -13,36%        |
| Régulier Internat° | 1 929         | 1 246         | -35,41%        |
| <b>TOTAL</b>       | <b>16 407</b> | <b>13 790</b> | <b>-15,95%</b> |

Cumul passagers depuis le 1er Janvier

|                    | 2022           | 2023           | Variation      |
|--------------------|----------------|----------------|----------------|
| Régulier National  | 211 186        | 176 128        | -16,60%        |
| Régulier Internat° | 3 183          | 6 332          | 98,93%         |
| <b>TOTAL</b>       | <b>214 369</b> | <b>182 460</b> | <b>-14,89%</b> |

|            | 2022 | 2023 | Variation |
|------------|------|------|-----------|
| Croisières | 906  | 403  | -55,52%   |

|            | 2022  | 2023  | Variation |
|------------|-------|-------|-----------|
| Croisières | 4 359 | 4 895 | 12,30%    |

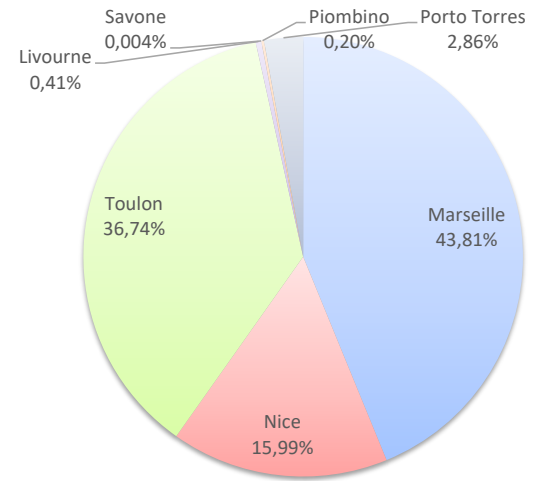
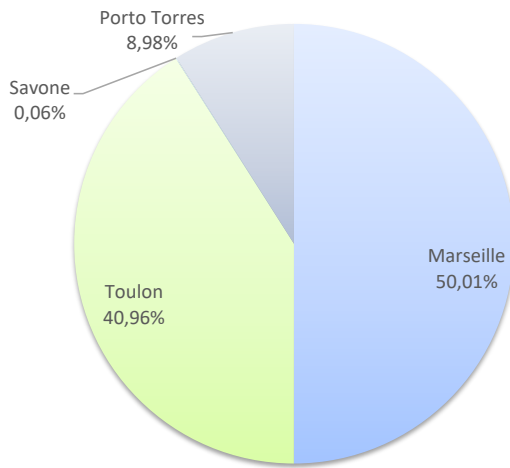
|              | 2022          | 2023          | Variation      |
|--------------|---------------|---------------|----------------|
| <b>TOTAL</b> | <b>17 313</b> | <b>14 193</b> | <b>-18,02%</b> |

|              | 2022           | 2023           | Variation      |
|--------------|----------------|----------------|----------------|
| <b>TOTAL</b> | <b>218 728</b> | <b>187 355</b> | <b>-14,34%</b> |

## LIGNES

| Lignes       | Passagers | Variation n-1 |
|--------------|-----------|---------------|
| Marseille    | 6 896     | -10,58%       |
| Nice         | 0         | -             |
| Toulon       | 5 648     | -16,52%       |
| Livourne     | 0         | -             |
| Savone       | 8         | -             |
| Piombino     | 0         | -             |
| Porto Torres | 1 238     | -35,82%       |

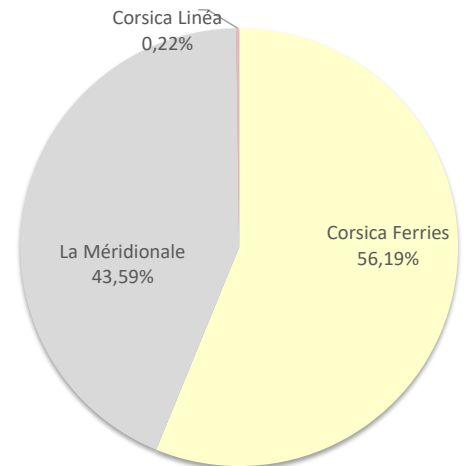
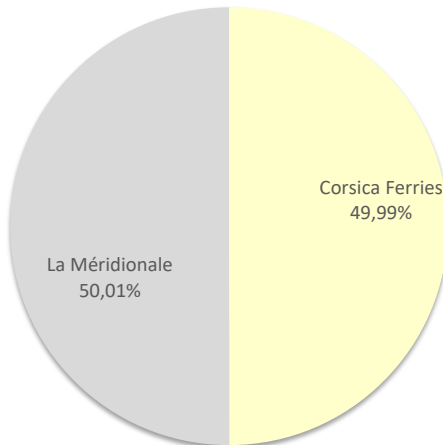
| Lignes       | Passagers | Variation n-1 |
|--------------|-----------|---------------|
| Marseille    | 79 928    | -9,90%        |
| Nice         | 29 173    | 37,74%        |
| Toulon       | 67 027    | -33,83%       |
| Livourne     | 748       | -             |
| Savone       | 8         | -             |
| Piombino     | 362       | -             |
| Porto Torres | 5 214     | 63,81%        |



## COMPAGNIES

| Compagnies      | Passagers | Variation n-1 |
|-----------------|-----------|---------------|
| Corsica Ferries | 6 894     | -20,71%       |
| La Méridionale  | 6 896     | -             |
| Corsica Linéa   | 0         | -100,00%      |

| Compagnies      | Passagers | Variation n-1 |
|-----------------|-----------|---------------|
| Corsica Ferries | 102 532   | -18,40%       |
| La Méridionale  | 79 530    | -             |
| Corsica Linéa   | 398       | -99,55%       |




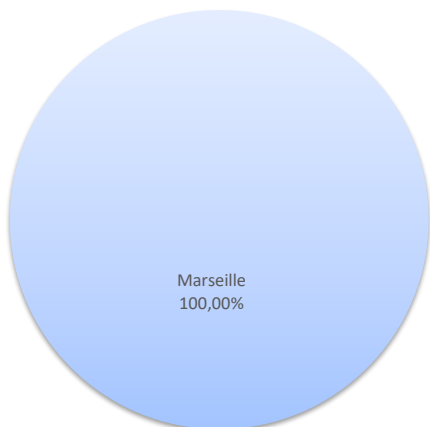


PASSAGERS

|                    | Trafic passagers du 1er au 31 octobre |              |               | Cumul passagers depuis le 1er Janvier |                |               |
|--------------------|---------------------------------------|--------------|---------------|---------------------------------------|----------------|---------------|
|                    | 2022                                  | 2023         | Variation     | 2022                                  | 2023           | Variation     |
| Régulier National  | 6 130                                 | 7 701        | 25,63%        | 62 849                                | 101 240        | 61,08%        |
| Régulier Internat* | 0                                     | 0            | -             | 0                                     | 0              | -             |
| <b>TOTAL</b>       | <b>6 130</b>                          | <b>7 701</b> | <b>25,63%</b> | <b>62 849</b>                         | <b>101 240</b> | <b>61,08%</b> |
| Croisières         | 466                                   | 183          | -60,73%       | 6 565                                 | 6 028          | -8,18%        |
| <b>TOTAL</b>       | <b>6 596</b>                          | <b>7 884</b> | <b>19,53%</b> | <b>69 414</b>                         | <b>107 268</b> | <b>54,53%</b> |

LIGNES

| Lignes    | Passagers | Variation n-1 | Lignes    | Passagers | Variation n-1 |
|-----------|-----------|---------------|-----------|-----------|---------------|
| Marseille | 7 701     | 25,63%        | Marseille | 101 240   | 61,08%        |



COMPAGNIES

| Compagnies     | Passagers | Variation n-1 | Compagnies     | Passagers | Variation n-1 |
|----------------|-----------|---------------|----------------|-----------|---------------|
| La Méridionale | 0         | -100,00%      | La Méridionale | 0         | -100,00%      |
| Corsica Linéa  | 7 701     | -             | Corsica Linéa  | 101 240   | -             |

